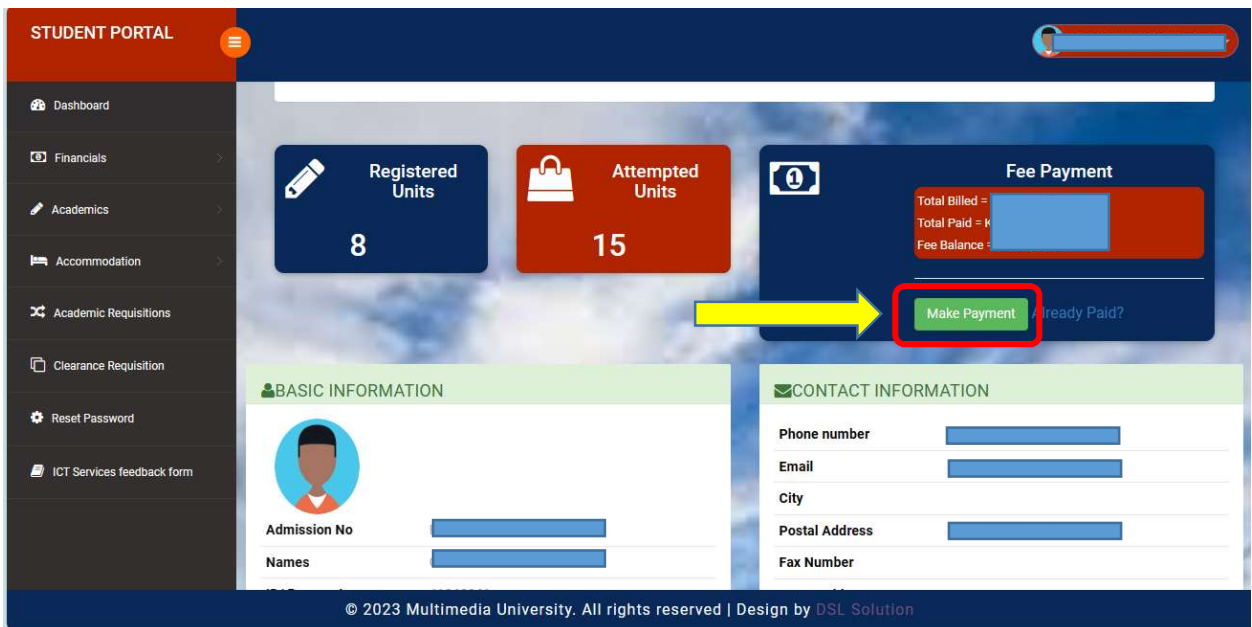




# MULTIMEDIA UNIVERSITY OF KENYA

## PAYMENT OF FEES VIA STUDENTS' PORTAL

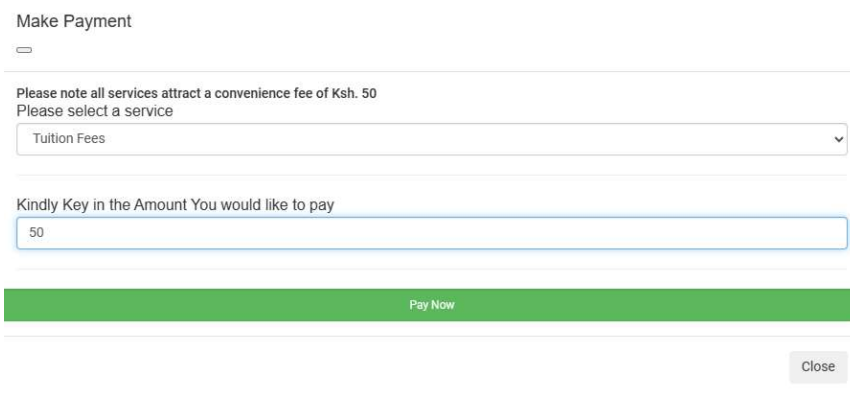
1. Login to the student portal via <https://studentportal.mmu.ac.ke/>
2. On the students' portal dashboard, under fee payment section, there is a button labeled "Make Payment" as indicated in the screenshot below. Click on the button to initiate the payment



3. A new page will open to select service that you are paying for. Do the following:
  - a Select the **service**

b Enter **amount** to pay

c Click **Pay Now**

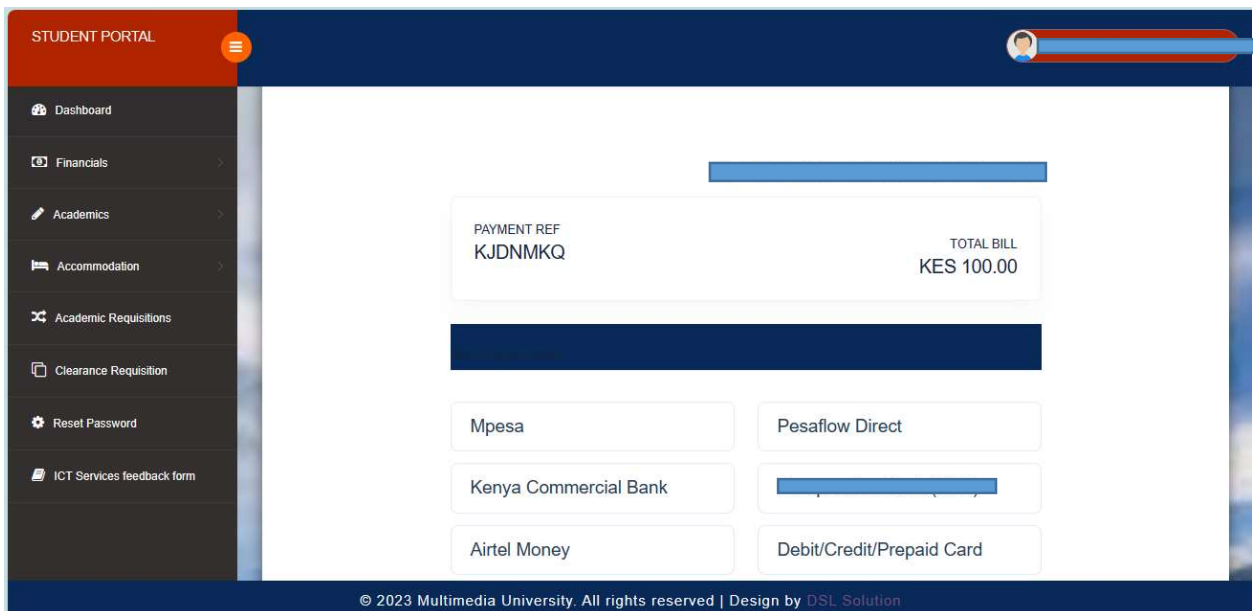


The screenshot shows a 'Make Payment' form with the following elements:

- a**: A dropdown menu for 'Please select a service' with 'Tuition Fees' selected.
- b**: A text input field for 'Kindly Key in the Amount You would like to pay' containing the value '50'.
- c**: A prominent green button labeled 'Pay Now'.

Additional text in the form includes: 'Please note all services attract a convenience fee of Ksh. 50' and a 'Close' button at the bottom right.

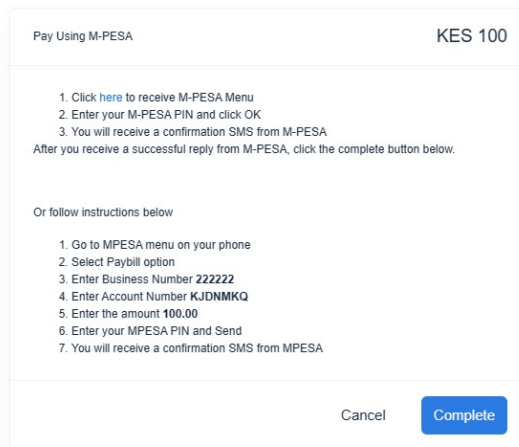
4. You will be redirected to another page with additional information which will include a unique **Payment Reference number** for identification on the government payment platform via e-citizen.



The screenshot displays the 'STUDENT PORTAL' interface. The left sidebar contains navigation options: Dashboard, Financials, Academics, Accommodation, Academic Requisitions, Clearance Requisition, Reset Password, and ICT Services feedback form. The main content area shows a payment summary with a 'PAYMENT REF' of 'KJDNMKQ' and a 'TOTAL BILL' of 'KES 100.00'. Below this, there are six payment method buttons: Mpesa, Pesaflow Direct, Kenya Commercial Bank, Airtel Money, and Debit/Credit/Prepaid Card. The footer contains the copyright notice: '© 2023 Multimedia University. All rights reserved | Design by DSL Solution'.

5. Select your preferred mode of payment from the available methods. Currently, Mpesa (STK Push), Equity Bank, KCB and Pesaflo direct are the available methods as indicated above.

---



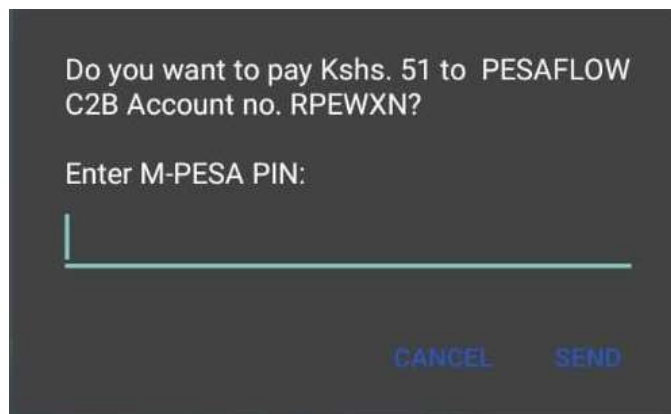
Pay Using M-PESA KES 100

1. Click [here](#) to receive M-PESA Menu  
2. Enter your M-PESA PIN and click OK  
3. You will receive a confirmation SMS from M-PESA  
After you receive a successful reply from M-PESA, click the complete button below.

Or follow instructions below

1. Go to MPESA menu on your phone
2. Select Paybill option
3. Enter Business Number 222222
4. Enter Account Number KJDNMKQ
5. Enter the amount 100.00
6. Enter your MPESA PIN and Send
7. You will receive a confirmation SMS from MPESA

- 
6. If you select Mpesa, there are two (2) options:
- a Use Mpesa by clicking the link [here](#), and a pop up will come with your phone number (as recorded in portal). Click **Initiate Payment** and you will receive an STK on the phone to enter your Mpesa PIN. Then click **Complete**.



Do you want to pay Kshs. 51 to PESAFLOW  
C2B Account no. RPEWXN?

Enter M-PESA PIN:

b Use Paybill No. 222222, following the instructions given.

Pay Using M-PESA KES 100

1. Click [here](#) to receive M-PESA Menu

Phone Number

0797811022

**Initiate Payment**

2. Enter your M-PESA PIN and click OK  
3. You will receive a confirmation SMS from M-PESA  
After you receive a successful reply from M-PESA, click the complete button below.

Or follow instructions below

1. Go to MPESA menu on your phone
2. Select Paybill option
3. Enter Business Number **222222**
4. Enter Account Number **WQABBXJ**
5. Enter the amount **100.00**
6. Enter your MPESA PIN and Send
7. You will receive a confirmation SMS from MPESA

Cancel **Complete**

7. Based on the selected method/mode of payment, you should be directed to any of the following screens

### ***Equity Bank Payment Option***

Pay KES 10000

Application No: VGYMNV

**KCB Banking**

1. Log in to your Online Banking App
2. Go to Payments
3. Select Transfer to account 123456789
4. Input Reference Number: VGYMNV
5. Validate Reference Number
6. Confirm displayed details
7. Commit the payment

Once you have made the deposit. Click complete below.

Cancel **Complete**

### ***KCB Payment Option***

Pay Using Pesaflow Account KES 10,000

Mobile Number

PIN

Customer  Pesaflow Agent

[Cancel](#)

### ***Pesaflow payment option***

- a. For payments via bank channels follow the prompts provided for the respective bank
  - b. For payments via Pesaflow, login to your Pesaflow account using your credentials and follow the prompts to complete payment.
8. The payment should automatically reflect on your account. You can confirm the payment via your student's portal under Receipts or in your financial statement.

If you have any queries you can contact finance via [lkaudo@mmu.ac.ke](mailto:lkaudo@mmu.ac.ke) or [pnjiru@mmu.ac.ke](mailto:pnjiru@mmu.ac.ke).